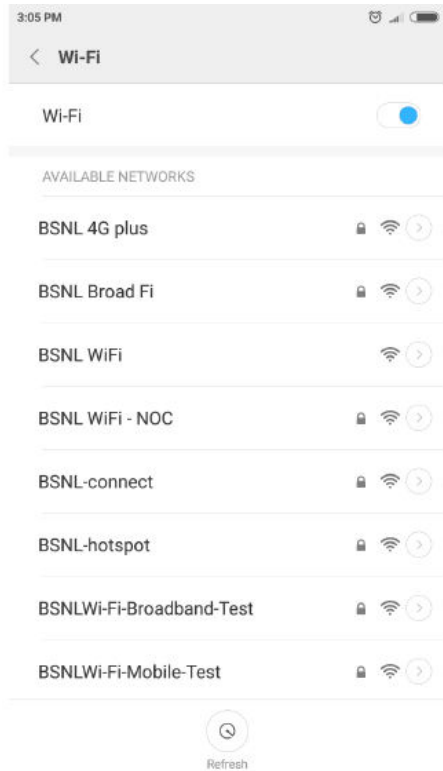


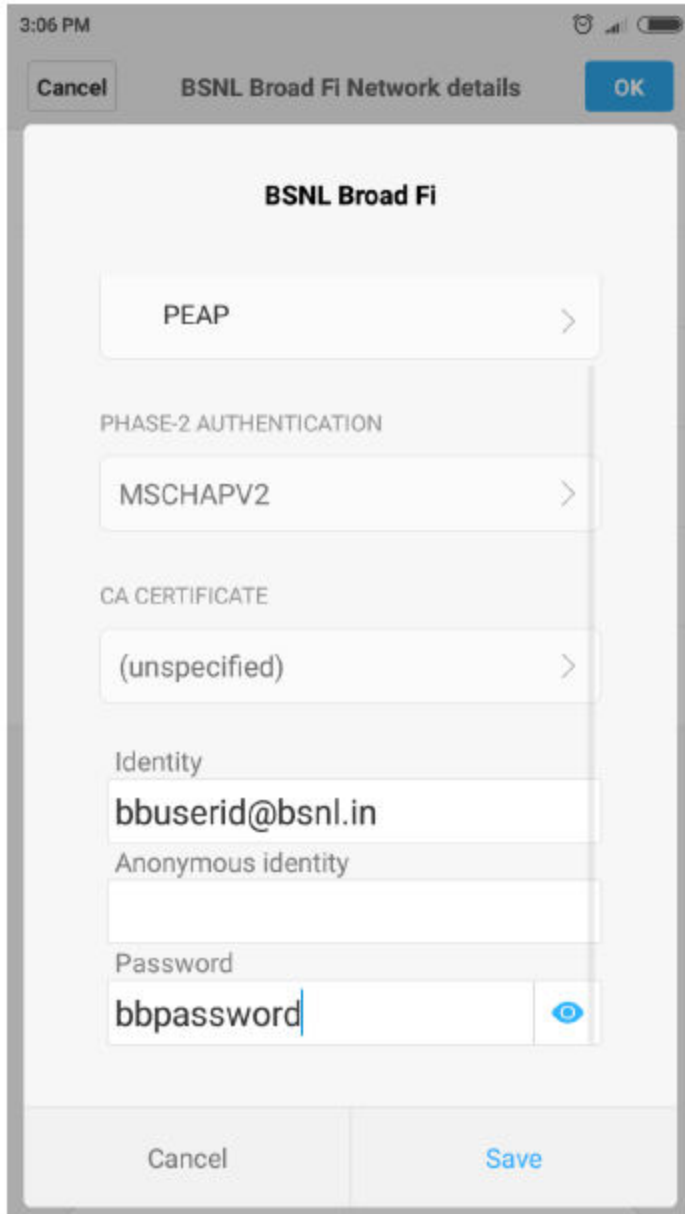
## PROCEDURE TO CONNECT Broad Fi



**STEP 1 :Turn on your WLAN/WiFi in mobile hand set.The list of SSIDs will be shown as above.**

**STEP 2 : Choose BSNL Broad Fi.You will be redirected to a menu as in the next page.**

---



### STEP 3


- A) Select **PEAP** as the EAP Method.
- B) **MSCHAPV2** as PHASE 2 AUTHENTICATION.
- C) **Identity is your Broadband username with “@bsnl.in” as suffix.**

**For eg : bbusername@bsnl.in**

- D) **Password is your Broadband password. Save and Connect**
-

## STEP 4

You will be redirected to Captive portal for 2<sup>nd</sup> authentication with OTP as given below (OTP will be sent to the Registered Mobile number for BSNL Broad Band Connection)



Click on Submit to get the OTP to the Mobile number, after successful authentication with OTP you will be allowed to Internet and all the usage will be accounted to Broadband account

